



VHF AND UHF REPEATER

IC-FR5000 VHF REPEATER

IC-FR6000 UHF REPEATER




Dual mode Double Channels



- IDAS digital/
analog FM
- IDAS Trunking
(With UC-FR5000)
- Two RF modules
in one unit (option)
- 50W output
25W full duty
- 5-Tone, DTMF
CTCSS, DTCS
- 2U height
rackmount
- 32ch memory,
dot-matrix LCD



Value, Performance and



19-inch rack mount, 2U height low profile design

The IC-FR5000 series uses only 2U height. This low profile configuration allows you to stack multiple units in an industry standard 19-inch rack and provides great space efficiency.

Two RF modules in one unit

The IC-FR5000 series has an internal space for installing another RF unit. Two RF modules* can be installed and can be programmed and operated independently. LEDs on the front panel show both channel conditions.

* Optional UR-FR5000/UR-FR6000 required.



Two RF units can be installed inside. (Left side is an option.)

25W 100% duty cycle operation*

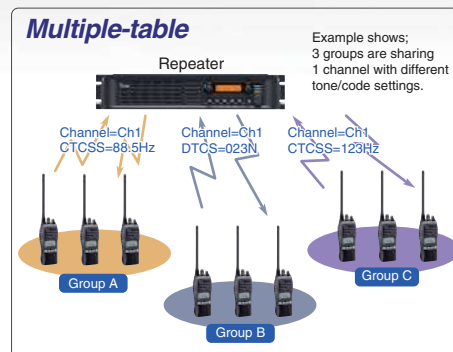
Employing a high performance power amplifier, the IC-FR5000 series provides a reliable 100% duty cycle operation at 25W output. When need higher power, the optional UR-PA5000 series power amplifier provides 100W output power with a 50% duty cycle and 50W output with 100% duty cycle. (* Ambient temperature: 25°C)

32 channel capacity and 5 programmable buttons

The 12-digit dot-matrix display, 5 programmable buttons, 32 memory channels and internal speaker allow you to use the repeater as a simple base station or to check repeater activity.

Multiple CTCSS, DTCS tone and RAN code decode

The IC-FR5000 series decodes multiple CTCSS and DTCS as well as digital RAN (Radio Access Number) codes on a per channel basis (up to 16 tones/codes) and downlinks the received signal with a specified tone/code. This function is useful for sharing a channel with multiple groups and provides quiet stand-by while using other groups.



D-SUB 25-pin accessory connector

The IC-FR5000 series has a programmable D-SUB 25-pin accessory connector for connecting various trunking controllers or external remote control devices. Also, modulation/demodulation signals can be input/output from the D-SUB connector.

Superior receiver performance

The IC-FR5000 series has class leading receiver performance of selectivity and intermodulation rejection. It improves the quality of the repeater service even under congested band conditions.

Voice scrambler

The built-in inversion type* voice scrambler provides secure conversation as standard. When a more secure system is required, the 32 code non-rolling type voice scrambler UT-109R* and 1020 code rolling type UT-110R* are available as an option. In IDAS digital mode, a 15-bit encryption key provides over 32,000 scrambling codes.

* These voice scramblers (inversion type, UT-109R and UT-110R) are available with analog mode only.

Built-in audio compander*

The built-in audio compander improves the signal to noise ratio and provide clear audio. * Analog mode only.

Other features

- PTT priority setting (Local Mic., external PTT or repeater operation)
- 5-Tone and DTMF encoder/decoder*
- CW ID transmitter
- Analog wide/narrow (12.5/25kHz) channel spacing programmable*
- ± 0.5 ppm high stability oscillator
- Normal and priority scan
- Convenient key assign stickers supplied
- Quick and easy programming from a PC
- Beat cancel capability
- Low voltage alert*

* For analog mode only

Flexibility: All Standard



VHF Repeater

IC-FR5000

UHF Repeater

IC-FR6000



The IC-FR5000 series is ready for IDAS™ trunking and IDAS™ conventional.



Spectrum efficiency

The IDAS system utilizes 6.25kHz narrowband FDMA technology. This system is not only spectrum efficient but meets the FCC 2013 deadline for narrow band compliance.



Audio quality and coverage

When compared to an analog FM signal, digital easily outperforms analog in audio clarity at the fringes of the communication range, thus providing more reliable audio over a greater total area, even if the coverage footprint is the same as analog FM.



Secure conversation

The digital modulation/demodulation makes it difficult to decode the IDAS digital signal by using the current scanner receivers at this time. The digital voice scrambler adds security on your conversation.



IDAS™ Trunking

The IDAS trunking conforms with NXDN™ type-D trunking protocol. The IDAS trunking is a distributed system which does not use a dedicated control channel.



Flexible IP Network

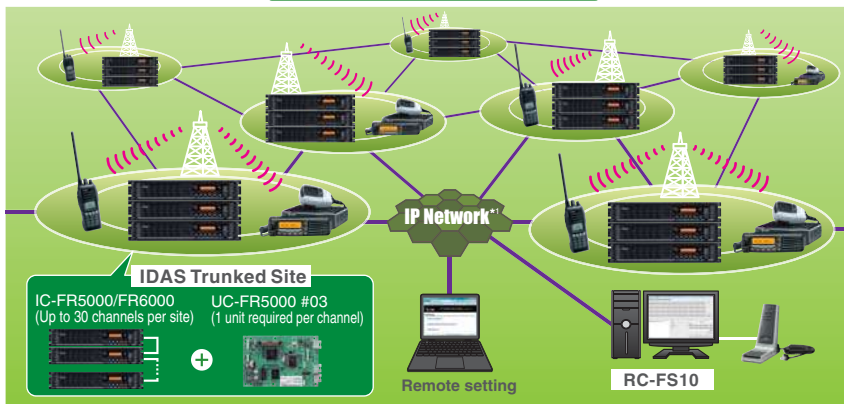
The IDAS multi-site trunking/conventional system integrates IP network capability in the system and extends your communication coverage. The remote communicator, RC-FS10, creates an IP-based virtual radio on a PC and works as a simple dispatcher.



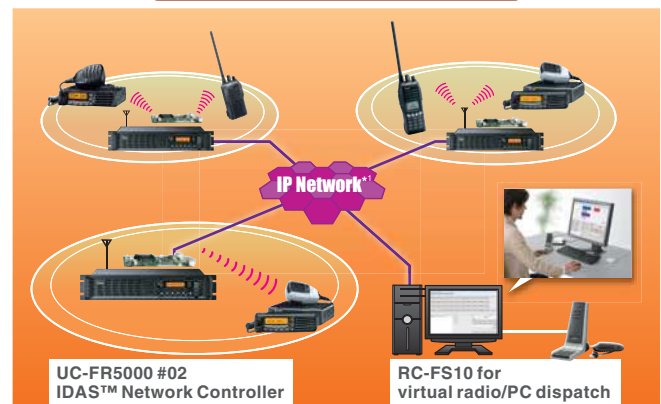
Flexible migration path

The IDAS system allows you to scale migration to narrow band digital at your own pace and needs, while running your existing analog system. The IDAS radios can receive both analog and IDAS conventional mode signals on a single channel.

IDAS multi-site trunking



IDAS multi-site conventional



*1 Note: Private IP Network or VPN Tunnels through the Internet with Static endpoints. Please see the IDAS brochure for details.

SPECIFICATIONS

	IC-FR5000	IC-FR6000
GENERAL		
Frequency coverage	136–174MHz	400–470, 450–512, 450–520 350–400* MHz (* Non-FCC)
Number of channels	Max. 32 channels	
Channel spacing	6.25/12.5/25kHz 7.5/15.0/30kHz	6.25/12.5/25kHz
Type of emission	16K0F3E, 11K0F3E/F7E/F7D/F7W, 8K50F3E*, 4K00F1E/F1D/F3E (* VHF EXP version only)	
Frequency stability	±0.5ppm	
Antenna impedance	50Ω (Type-N × 2)	
Operating temperature range	–30°C to +60°C; –22°F to +140°F	
Power supply voltage	13.6V DC	
Current drain (at 13.6V DC)		
TX 50W	15A	
RX Max. audio Stand-by	1.9A	
	500mA, 400mA (FAN, LCD backlight off)	
Dimensions (W×H×D)	483×88×260 mm ; 19.02×3.46×10.24 in	
Weight	5.6kg ; 12.3lb (approx.)	
TRANSMITTER		
Output power	50W (adjustable to 5W) 100% duty cycle 25W (at 25°C)	
Max. frequency deviation	±5.0kHz/±2.5kHz (W/N)	
Spurious emissions	80dB typ.	
FM hum and noise	52/49dB typ. (W/N)	50/45dB typ. (W/N)
Audio harmonic distortion	1% typ. (40% deviation)	
FSK error	5% Max. (Digital)	
Microphone impedance	600Ω (8-pin modular)	
RECEIVER		
Sensitivity 12dB SINAD	0.30μV typ.	0.25μV typ.
5% BER	0.25μV typ.	0.25μV typ.
Adjacent channel selectivity	80/56dB typ. (W/N) 63dB typ. (Digital)	78/56dB typ. (W/N) 63dB typ. (Digital)
Spurious response	90dB typ. (W/N) 90dBμV typ.emf (Digital)	70dB typ. (W/N) 65dBμV typ.emf (Digital)
Intermodulation rejection	78dB typ. (W/N) 75dBμV typ. emf (Digital)	70dB typ. (W/N) 65dBμV typ. emf (Digital)
Hum and noise ratio	52/50/66dB typ. (W/N/D)	50/45/55dB typ. (W/N/D)
Audio output power	4.0W typ. at 5% distortion with a 4Ω load	
External speaker connector	2-conductor 3.5 (d) mm (1/8")/4Ω	


Measurements made in accordance with TIA-603-B (for FM) and EN 301 166 (for Digital). All stated specifications are subject to change without notice or obligation.
 * 25kHz bandwidth will not be available for FCC Part 90 licensees for USA versions going forward. Ask your dealer if you need 25kHz bandwidth for T band.

Applicable U.S. Military Specifications

Standard	MIL 810 F	
	Method	Procedure
High Temperature	501.4	I, II
Low Temperature	502.4	I, II
Dust	510.4	I
Vibration	514.5	I
Shock	516.5	I

Also meets equivalent MIL-STD-810-C, -D and -E.

Supplied Accessories
• DC power cable • Handle kits • Key assign stickers



OPTIONS

HAND MICROPHONE HM-152

DESKTOP MICROPHONE SM-26

EXTERNAL SPEAKERS
 SP-35: 2m cable
 SP-35L: 6m cable

POWER AMPLIFIERS
 UR-PA5000: 136–174MHz,
 UR-PA6000: 400–470MHz
 50W 100% duty, 100W 50% duty

CHANNEL MODULES
 UR-FR5000: 136–174MHz, 50W
 UR-FR6000: 400–470, 450–512, 450–520,
 350–400MHz, 50W

IDAS TRUNKING/NETWORK CONTROLLER UC-FR5000
 #01 IDAS single-site trunking
 #02 IDAS multi-site conventional
 #03 IDAS multi-site trunking

IDAS multi-site conventional software CF-FR5000MC
IDAS multi-site trunking software CF-FR5000MT

Same as supplied with UC-FR5000 #02 or #03.

VOICE SCRAMBLER UNITS
 (For analog mode)

UT-109R UT-110R

CONNECTION CABLE
 OPC-2202: IC-FR5000 and UR-PA5000 connection cable.

Icom, Icom Inc. and the Icom logo are registered trademarks of Icom Incorporated (Japan) in the United States, the United Kingdom, Germany, France, Spain, Russia, Japan and/or other countries. IDAS, IDAS logo are trademarks of Icom Incorporated. NXDN is a trademark of Icom Incorporated and JVC KENWOOD Corporation. All other trademarks are the properties of their respective holders.

Icom Inc. 1-1-32, Kami-minami, Hirano-ku, Osaka 547-0003, Japan Phone: +81 (06) 6793 5302 Fax: +81 (06) 6793 0013 www.icom.co.jp/world **Count on us!**

Icom America Inc.
 2380 116th Avenue NE,
 Bellevue, WA 98004, U.S.A.
 Phone : +1 (425) 454-8155
 Fax : +1 (425) 454-1509
 E-mail : sales@icomamerica.com
 URL : http://www.icomamerica.com

Icom New Zealand
 146A Harris Road, East Tamaki,
 Auckland, New Zealand
 Phone : +64 (09) 274 4062
 Fax : +64 (09) 274 4708
 E-mail : inquiries@icom.co.nz
 URL : http://www.icom.co.nz

Icom (UK) Ltd.
 Blacksole House, Altira Park,
 Herne Bay, Kent, CT6 6GZ, U.K.
 Phone : +44 (0) 1227 741741
 Fax : +44 (0) 1227 741742
 E-mail : info@icomuk.co.uk
 URL : http://www.icomuk.co.uk

Asia Icom Inc.
 6F No. 68, Sec. 1 Cheng-Teh Road,
 Taipei, Taiwan, R.O.C.
 Phone : +886 (02) 2559 1899
 Fax : +886 (02) 2559 1874
 E-mail : sales@asia-icom.com
 URL : http://www.asia-icom.com

Your local distributor/dealer:

Icom Canada
 Glenwood Centre #150-6165 Highway 17,
 Delta, B.C., V4K 5B8, Canada
 Phone : +1 (604) 952-4266
 Fax : +1 (604) 952-0090
 E-mail : info@icomcanada.com
 URL : http://www.icomcanada.com

Icom (Europe) GmbH
 Communication Equipment
 Auf der Krautwede 24
 65812 Bad Soden am Taunus, Germany
 Phone : +49 (6196) 76685-0
 Fax : +49 (6196) 76685-50
 E-mail : info@icomeurope.com
 URL : http://www.icomeurope.com

Icom France s.a.s.
 Zac de la Plaine,
 1 Rue Brindejonc des Moulinais, BP 45804,
 31505 Toulouse Cedex 5, France
 Phone : +33 (5) 61 36 03 03
 Fax : +33 (5) 61 36 03 00
 E-mail : icom@icom-france.com
 URL : http://www.icom-france.com

Beijing Icom Ltd.
 10C07, Long Silver Mansion, No.88, Yong Ding
 Road, Haidian District, Beijing, 100039, China
 Phone : +86 (010) 5889 5391/5392/5393
 Fax : +86 (010) 5889 5395
 E-mail : bjicom@bjicom.com
 URL : http://www.bjicom.com

Icom (Australia) Pty. Ltd.
 Unit 1 / 103 Garden Road,
 Clayton, VIC 3168 Australia
 Phone : +61 (03) 9549 7500
 Fax : +61 (03) 9549 7505
 E-mail : sales@icom.net.au
 URL : http://www.icom.net.au

Icom Spain S.L.
 Ctra. Rubi, No. 88 "Edificio Can Castanyer"
 Bajos A 08174, Sant Cugat del Valles,
 Barcelona, Spain
 Phone : +34 (93) 590 26 70
 Fax : +34 (93) 589 04 46
 E-mail : icom@icomspain.com
 URL : http://www.icomspain.com

Icom Polska
 81-850 Sopot, ul. 3 Maja 54, Poland
 Phone : +48 (58) 550 7135
 Fax : +48 (58) 551 0484
 E-mail : icompolska@icompolska.com.pl
 URL : http://www.icompolska.com.pl